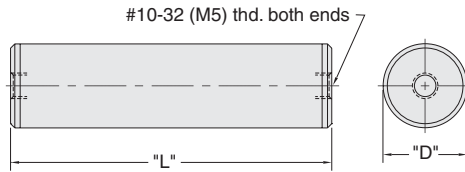


## In-Line Volume Chamber



Used for providing a time delay in pneumatic circuits



The time delay of the PV-1, PV-1P and R-711 may be increased by adding standard Clippard volume chambers. The charts show total TIME versus VOLUME for these combinations.

Volume CU. IN.	Volume Chamber
0.1	MAT-1
0.25	MAT-.25
0.50	MAT-.50
1.0	MAT-1.0
1.2	R-821
2.0	MAT-2.0
2.4	R-821 (2)
3.6	R-821 (3)
4.0	MAT-4.0

Suffix	Bore	"L"	"D"	Cu.In
0.1	3/8"	1.265"	0.437"	0.1
0.25	3/8"	2.640"	0.437"	0.25
0.5	9/16"	2.390"	0.625"	0.5
1.0	9/16"	4.390"	0.625"	1.0
2.0	15/16"	3.328"	1"	2.0
4.0	15/16"	6.234"	1"	4.0

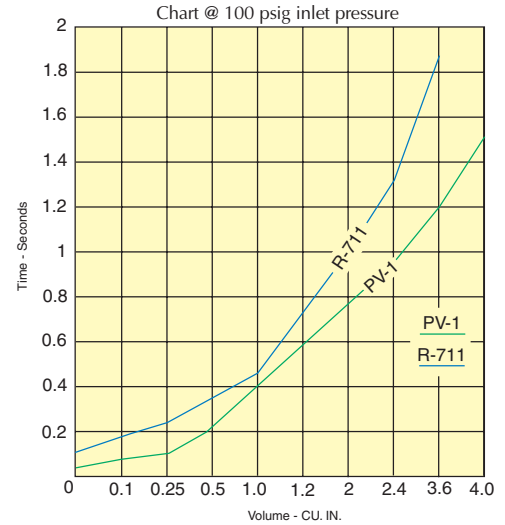
Volume	Time in Seconds	
	PV-1	R-711
0	0.042	0.117
0.1	0.074	0.180
0.25	0.124	0.245
0.5	0.210	0.350
1.0	0.390	0.450
1.2	0.580	0.700
2.0	0.760	1.000
2.4	0.950	1.300
3.6	1.200	1.900
4.0	1.500	N.R.

Medium: Air only

Material: Brass

Input Pressure: 150 psig/10 bar max.

Mounting: Direct or in-line; Mounting clamp with MAT-20 and MAT-4.0



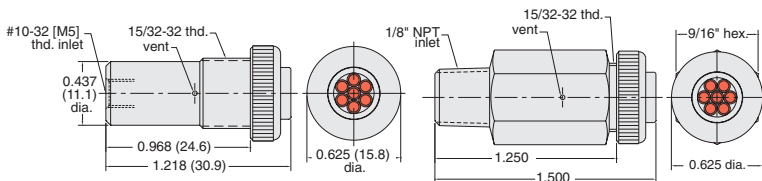
Part No.	Description
<u>MAT-(size)</u>	In-Line Volume Chamber, #10-32
<u>MAT-(size)-M5</u>	In-Line Volume Chamber, M5

Specify Size per Chart

R-821 volume charts are shown in the Modular Section of this catalog.

## Multi-Pin Air Indicator

Plunger type (when extended 7-pin color display signals "on")



Medium: Air Only

Input Pressure: 150 psig/1 to 10 bar max.

Minimum Actuation Pressure: 15 psig (approx)

Response: Approx. 10 milliseconds @ 50 psig

Filtration: 40 micron recommended

Mounting: IND-3: Panel mount in hole. #15/32-32 nut and lockwasher provided; IND-3P: Direct mount into 1/8" NPT hole

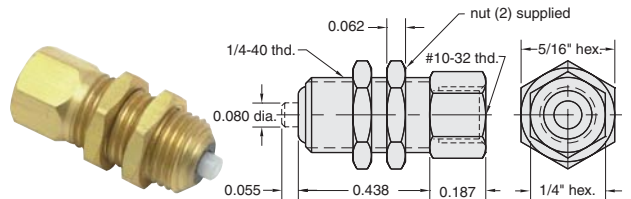
Maximum Panel Thickness: 3/16" (4.8)

Part No.	Description
<u>IND-3-(color)</u>	Multi-Pin Air Indicator, #10-32
<u>IND-3-M5-(color)</u>	Multi-Pin Air Indicator, M5
<u>IND-3P-(color)</u>	Multi-Pin Air Indicator, 1/8" NPT

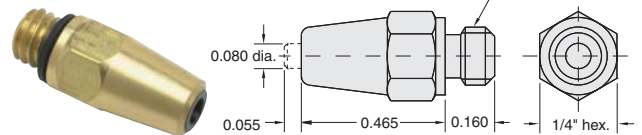
GN-Green, WH-White, RD-Red, YL-Yellow

## Single Pin Air Indicator

Plunger type (when extended white pin display signals "on")



Part No.	Description
<u>IND-1-WH</u>	Single Pin Air Indicator



Part No.	Description
<u>IND-1M-WH</u>	Single Pin Air Indicator

Medium: Air Only

Input Pressure: 150 psig max.

Minimum Actuation Pressure: 12 psig (approx)

Response: Approx. 10 milliseconds @ 50 psig

Filtration: 40 micron recommended

Mounting: IND-1-WH: Panel mount 1/4 dia. hole. 1/4-40 thd. nuts provided. IND-1M-WH: Direct mount into 1/8" NPT hole

Maximum Panel Thickness: 3/16"